







<p style="text-align: center;"><b>Mathematics</b></p> <p>Maths lessons will be recorded daily with follow up activities in 'Assignments' on Teams.</p> <p>Please have paper and pencil ready along with 10 objects.</p> <p>We will be looking at different ways to make the numbers 4 and 5.</p> <p>Remember to upload your work to Microsoft Teams via the evidence button.</p>	<p style="text-align: center;"><b>We are Bus Drivers</b></p> <p>Here are some home learning tasks to support you and your child whilst they are learning at home. These tasks are in line with learning that is/would have been taking place in school.</p> <p>It is important for your child to complete as many of the learning activities as possible as well as phonics, maths and english daily. We appreciate parents are working from home and activities highlighted in yellow have been recorded by a member of the Reception Team. This is to enable you and your child to engage in our remote learning at a convenient time.</p> <p>Please adapt and support your child as much or little as you feel they need. Work can be completed on paper or practically. Don't feel you need to print out sheets from the website – these can just be used as ideas and starters for your discussion and as ways to record.</p>		<p style="text-align: center;"><b>Literacy</b></p> <p>English lessons will be recorded daily with follow up activities in 'Assignments' on Teams. We will be reading the book gradually over the coming weeks so please do not read ahead.</p> <div style="text-align: center;">  </div> <p style="text-align: center;"><b>Phonics</b></p> <p>Phonics lessons will also be recorded daily in line with your child's current phonic knowledge.</p>
<p style="text-align: center;"><b>PSED</b></p> <p>The bus is very naughty this week! Can you remember what he did? How can you help him make the right choices? What should we do if a friend is making the wrong choice? Can you think of you own home learning rules like we have classroom rules in school?</p>	<p>We are really impressed with all the hard work you are completing at home. Please continue to upload your child's work via Microsoft Teams. This is the email used to log on for Parents Evening.</p> <div style="text-align: right;">  </div>		<p style="text-align: center;"><b>Storytime</b></p> <p>We will be delivering a live storytime each day. Please join us as it is an opportunity for your child to engage with friends and their class teacher.</p> <p style="text-align: center;">Class 1 – 2.50pm Class 2 – 3.00pm Class 3 – 3.10pm</p>
<p style="text-align: center;"><b>Fine Motor Skills</b></p> <p>Using the resources provided in class materials, can you cut out and assemble a bus? You will need to remember how to hold scissors correctly and move the paper as you cut. You will need to draw an outline of a bus in order to stick your wheels and windows on. Can you make yourself the driver? There is also a colouring activity to design your own bus. Remember to use pencils rather than felt tips and stay within the lines! Where will your bus go to?</p>	<p style="text-align: center;"><b>Gross Motor Skills</b></p> <p>This term we are developing our Gymnastic Skills. Don't forget to always warm up and stretch your body before beginning! Walk around the room in a variety of different directions. Can you go forwards, backwards, sideways etc? Make sure you don't bump into anything. Now try moving on your feet in different ways such as tip toes or heels. Take time to complete a yoga activity using <a href="http://www.cosmickids.com">www.cosmickids.com</a> and join Joe Wicks for 'PE with Joe'.</p> <div style="display: flex; justify-content: space-around;">   </div>	<p style="text-align: center;"><b>Creative Arts and Design</b></p> <p>Make a London Bus using a range of junk model making materials. This can be empty cardboard boxes, tubes or packaging of any type. Can you join them together using Sellotape, glue, blue tack, string or staples? Maybe you could even paint your bus red and add some detail such as passengers in the windows – remember to make sure they are wearing a face covering and a seatbelt too!</p> <div style="text-align: center;">  </div>	<p style="text-align: center;"><b>Understanding the World</b></p> <p>Show your child a map of the UK and explain how it is made up of England, Wales, Scotland and Northern Ireland.</p> <p>Can you talk about any places you may have visited in the UK and name them?</p> <div style="text-align: center;">  </div>